



**Gies College  
of Business**

# Career Outcomes for On-Campus Graduate Programs

Gies College of Business is here to support you every step of the way. Our faculty will help you learn the skills you need and you can tap into our strong network of employers and alumni to land a fulfilling job after graduation.

This report summarizes career outcome, salary, and top employer information for graduates of our on-campus graduate programs. This information is provided as a resource for prospective learners, current learners, faculty, and staff. The stats are based on responses to the annual Illini Success Survey and represent Gies Business learners who graduated in August 2023, December 2023 and May 2024.

Keep in mind, individual situations and prevailing labor market conditions can influence the hiring timeline in a big way.

## **About STEM designation**

All Gies Business on-campus graduate programs are STEM-designated. A STEM designation is a label given to certain academic programs in the United States by the Department of Homeland Security (DHS) in fields related to science, technology, engineering, and mathematics (STEM).

Students who graduate from STEM-designated degree programs are eligible for certain benefits, such as an extension of their Optional Practical Training (OPT) work authorization. OPT is a program that allows international students to work in the United States after graduation. With a STEM-designated graduate degree, students can extend their OPT for an additional 24 months, helping them gain more hands-on experience working in the United States.

## **Accuracy in Reporting Employment Statistics**

Gies College of Business adheres to the MBA Career Services & Employer Alliance (MBA CSEA) Standards for Reporting Employment Statistics ([mbacsea.org](http://mbacsea.org)). Conformance to this business school industry standard ensures accurate and comparable employment data.

# Master of Accounting Science (MAS) 2023–2024

TOTAL NUMBER OF LEARNERS WHO GRADUATED: **163**

## Employment Profile (6-month data)

# 100%

### Successful career outcomes

|   |      |
|---|------|
| Known employment status among all grads | 111  |
| Number of learners seeking a job        | 111  |
| Number of learners hired                | 111  |
| Successful career outcomes              | 100% |
| Domestic learners                       | 100% |
| International learners                  | 100% |

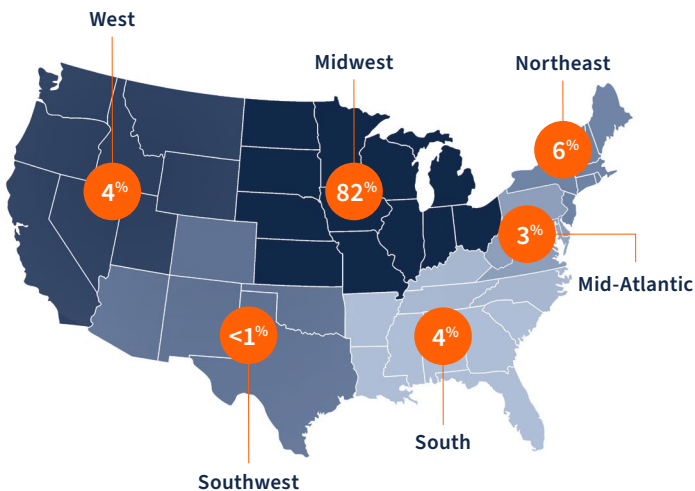
## Salary Information (6-month data)

# \$76,918

### Average Salary in the US

|  |                       |
|--|-----------------------|
| Number of salaries reported            | 46                    |
| Salary knowledge rate                  | 41.8%                 |
| Average salary in the US (# reporting) | \$76,918 (46)         |
| Average salary abroad (# reporting)    | Insufficient data (0) |
| Average signing bonus (# reported)     | \$3,518 (28)          |

## Locations of Accepted Offers (US)



## Sample Employers Who Hired MAS Graduates

|                        |                          |
|------------------------|--------------------------|
| Amazon                 | Grant Thornton           |
| Andersen               | Guggenheim Partners      |
| Archer Daniels Midland | Hyatt Hotels Corporation |
| CNH International      | KPMG                     |
| Crowe                  | Plante Moran             |
| Deloitte               | PwC                      |
| Ernst & Young          | RSM                      |
| Federal Reserve Board  |                          |

## Sample Job Titles of MAS Graduates

Accountant, Associate US Tax Consultant, Assurance Associate, Audit & Assurance Associate, Auditor, Finance Associate, Forensic Accountant Staff, International Tax Associate, IT Tech Risk Staff, Real Estate Tax Associate, Risk Advisory Associate, Risk Management Associate, Sales and Marketing Associate, State & Local Tax Associate, Tax Analyst, Tax Technology Consultant, Trust Solutions Associate, Value Chain Alignment Tax Consultant.

# Master of Accounting Science (MSA) 2023–2024

TOTAL NUMBER OF LEARNERS WHO GRADUATED: **159**

## Employment Profile (6-month data)

# 99.1%

### Successful career outcomes

|   |       |
|---|-------|
| Known employment status among all grads | 121   |
| Number of learners seeking a job        | 121   |
| Number of learners hired                | 120   |
| Successful career outcomes              | 99.1% |
| Domestic learners                       | 100%  |
| International learners                  | 99%   |

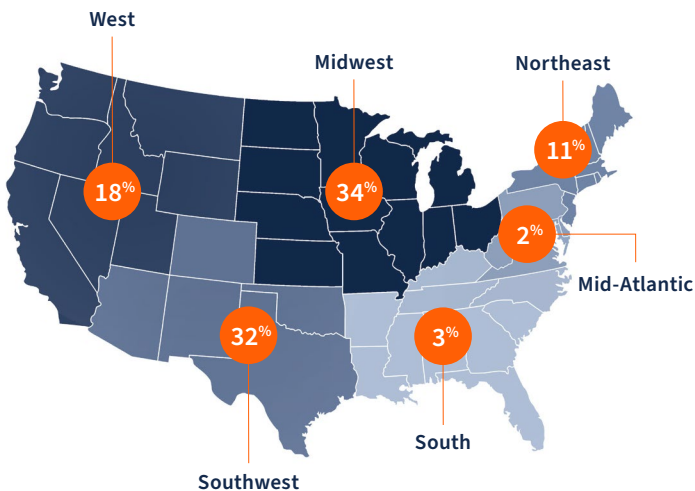
## Salary Information (6-month data)

# \$72,857

### Average Salary in the US

|  |              |
|--|--------------|
| Number of salaries reported            | 33           |
| Salary knowledge rate                  | 28%          |
| Average salary in the US (# reporting) | \$72,857 (3) |
| Average salary abroad (# reporting)    | \$35,000 (3) |
| Average signing bonus (# reported)     | \$3,154 (14) |

## Locations of Accepted Offers (US)



## Sample Employers Who Hired MSA Graduates

|                  |                               |
|------------------|-------------------------------|
| BDO China        | Miller Cooper                 |
| Carle Foundation | Ministry of Finance Indonesia |
| Chen and Fan     | PwC                           |
| Crowe            | Rodl & Partners               |
| Deloitte         | RSM                           |
| EY               | SRJ                           |
| Grant Thornton   | Wei, Wei & Co.                |
| KPMG             | White and Associates          |
| ICBC China       |                               |
| Malone Bailey    |                               |

## Sample Job Titles of MSA Graduates

Accounting Associate, Assurance Associate, Audit & Assurance Associate, Audit Accountant, Auditor, Business Development Staff, Cloud & Digital Analytics Insights Senior Associate, Cost Accountant, Entry Level Tax Position, Finance Specialist, Industry Research Assistant, Revenue Officer, Risk Consultant, Tax Accountant, Tax Analyst, Tax Associate, Tax Consultant.

# Master of Accounting Science (MSBA) 2023–2024

TOTAL NUMBER OF LEARNERS WHO GRADUATED: 95

## Employment Profile (6-month data)

91.4%

### Successful career outcomes

|   |       |
|---|-------|
| Known employment status among all grads | 70    |
| Number of learners seeking a job        | 70    |
| Number of learners hired                | 64    |
| Successful career outcomes              | 91.4% |
| Domestic learners                       | 100%  |
| International learners                  | 90.1% |

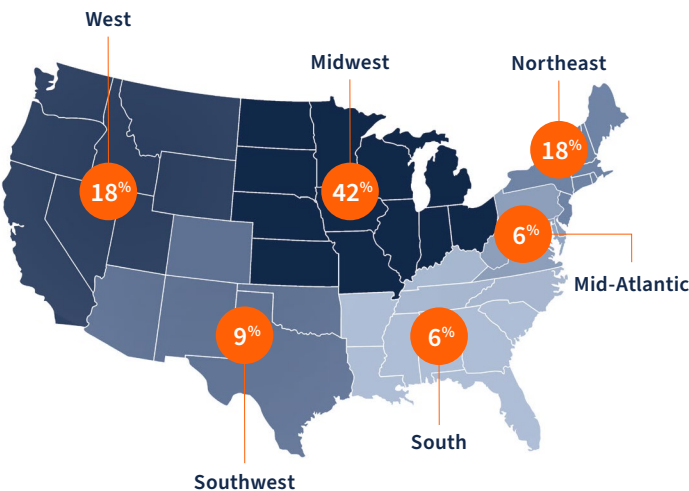
## Salary Information (6-month data)

\$78,000

### Average Salary in the US

|  |                   |
|--|-------------------|
| Number of salaries reported            | 8                 |
| Salary knowledge rate                  | 12.9%             |
| Average salary in the US (# reporting) | \$78,000 (5)      |
| Average salary abroad (# reporting)    | Insufficient data |
| Average signing bonus (# reported)     | Insufficient data |

## Locations of Accepted Offers (US)



## Sample Employers Who Hired MSBA Graduates

|   |                                      |
|---|--------------------------------------|
| AiWave Technology                         | State Farm                           |
| Amazon                                    | Technical Consulting & Research Inc. |
| Bank of China                             | Telkom Indonesia                     |
| California Center for Population Research | TikTok                               |
| Caterpillar                               | University of Illinois               |
| Farm Credit Illinois                      | Vista Research                       |
| HSBC                                      | Wayfair                              |
| PwC                                       |                                      |

## Sample Job Titles of MSBA Graduates

Associate Product Manager, Business Analyst, Data Engineer, Data Analyst, Data Scientist, Engineer, Financial Manager, Growth Marketing Manager, Import Specialist, Investment Quantitative Developer, Management Associate, Marketing Analyst, Microsoft 365 Technical Consultant, Operation Specialist, Pricing Analyst, Project Coordinator, Research & Policy Analyst, Sr. Product Manager, Staff Accountant, Supply Chain Analyst, Threat Disruption Analyst.



# Master of Accounting Science (MSF) 2023–2024

TOTAL NUMBER OF LEARNERS WHO GRADUATED: **169**

## Employment Profile (6-month data)

# 89.3%

### Successful career outcomes

|   |       |
|---|-------|
| Known employment status among all grads | 66    |
| Number of learners seeking a job        | 66    |
| Number of learners hired                | 59    |
| Successful career outcomes              | 89.3% |
| Domestic learners                       | 100%  |
| International learners                  | 89%   |

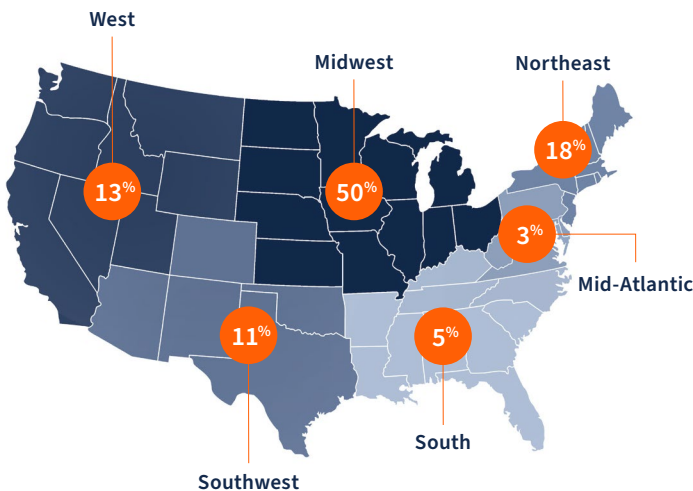
## Salary Information (6-month data)

# \$75,722

### Average Salary in the US

|  |                   |
|--|-------------------|
| Number of salaries reported            | 12                |
| Salary knowledge rate                  | 22.2%             |
| Average salary in the US (# reporting) | \$75,722 (9)      |
| Average salary abroad (# reporting)    | Insufficient data |
| Average signing bonus (# reported)     | \$5,260 (5)       |

## Locations of Accepted Offers (US)



## Sample Employers Who Hired MSF Graduates

|                        |                             |
|------------------------|-----------------------------|
| Amazon                 | First Midwest Group         |
| Busey                  | FHL Bank of Atlanta         |
| Changsha Chengfa Group | Fifth Third Bank            |
| CIBC                   | Hewlett Packard             |
| Crowe                  | PwC                         |
| Dayforce               | Ravinia Capital             |
| Equity Methods         | TSMC                        |
| EY                     | Zacks Investment Management |

## Sample Job Titles of MSF Graduates

Advisory Consultant, Audit Associate, Commercial Credit & Wealth Analyst, Data Analyst, Equity Research Analyst, ETL & Data Quality Associate, Financial Accountant, Financial Analyst, Financial Risk Analyst, Financial Services Global Structuring Associate, Founder, Investment Banking Analyst, Business Analyst, Market Analysis Section Head, Model Risk Governance Analyst, Operations Manager, Performance Analyst, Project Manager, Valuation Associate, Workforce Analyst.

# Master of Accounting Science (MSM) 2023–2024

TOTAL NUMBER OF LEARNERS WHO GRADUATED: **89**

## Employment Profile (6-month data)

**87.7%**

### Successful career outcomes

|   |       |
|---|-------|
| Known employment status among all grads | 49    |
| Number of learners seeking a job        | 49    |
| Number of learners hired                | 43    |
| Successful career outcomes              | 87.7% |
| Domestic learners                       | 83.3% |
| International learners                  | 90.3% |

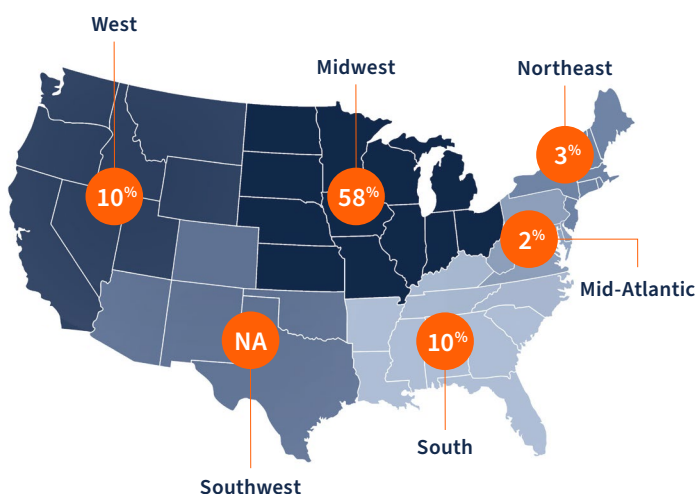
## Salary Information (6-month data)

**\$73,750**

### Average Salary in the US

|  |                   |
|--|-------------------|
| Number of salaries reported            | 9                 |
| Salary knowledge rate                  | 22.0%             |
| Average salary in the US (# reporting) | \$73,750 (6)      |
| Average salary abroad (# reporting)    | Insufficient data |
| Average signing bonus (# reported)     | Insufficient data |

## Locations of Accepted Offers (US)



## Sample Employers Who Hired MSM Graduates

|                           |                                |
|---------------------------|--------------------------------|
| Amazon                    | Insured Nomads                 |
| AtSquareone               | Stealth Mode                   |
| Cainiao Network           | Tata Elxsi                     |
| Chubb Group               | The Simple Good                |
| Cooks Direct              | Thrive North Capital Solutions |
| Doss                      | Transform Consulting Group     |
| Education Justice Project | University of Illinois         |
| Fisher National Bank      | Valenta                        |
| ICBC                      |                                |

## Sample Job Titles of MSM Graduates

Account Strategist, Account Manager, Analyst, Architect, Assistant General Manager, Brand Manager, Customer Success Manager, Event Marketing & Development Specialist, Farm Manager, Financial Institution Specialist, Global Technical Recruiter, Head Coach & General Manager, Marketing Communications Manager, Marketing Consultant, Project Manager, Engagement Coordinator, Risk Management Specialist, Wealth Management Advisor.

# Master of Accounting Science (MSTM) 2023–2024

TOTAL NUMBER OF LEARNERS WHO GRADUATED: **55\***

\*Due to campus career outcome reporting standards, the MSTM class profile for this report represents learners enrolled in the 2022–2023 academic year. Since MSTM learners typically graduate in August, their outcomes are not available until the following academic year's report.

## Employment Profile (6-month data)

**80.0%**

### Successful career outcomes

|   |                   |
|---|-------------------|
| Known employment status among all grads | 40                |
| Number of learners seeking a job        | 40                |
| Number of learners hired                | 32                |
| Successful career outcomes              | 80.0%             |
| Domestic learners                       | Insufficient data |
| International learners                  | 80.0%             |

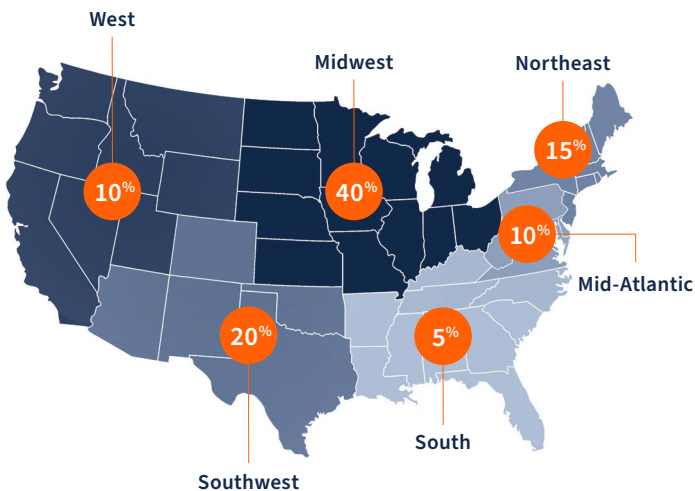
## Salary Information (6-month data)

**\$86,000**

### Average Salary in the US

|  |                   |
|--|-------------------|
| Number of salaries reported            | 6                 |
| Salary knowledge rate                  | 18.8%             |
| Average salary in the US (# reporting) | \$86,000 (6)      |
| Average salary abroad (# reporting)    | Insufficient data |
| Average signing bonus (# reported)     | Insufficient data |

## Locations of Accepted Offers (US)



## Sample Employers Who Hired MSTM Graduates

|                         |                                 |
|-------------------------|---------------------------------|
| Amazon                  | Hewlett Packard                 |
| Blink Charging          | Infinx                          |
| Boston Consulting Group | Ingersoll Rand                  |
| Capgemini               | LG Electronics                  |
| Country Financial       | OneConnect Financial Technology |
| Deloitte                | Tech Mahindra                   |
| Dow Jones               | Tesla                           |
| Goldman Sachs           | TransUnion                      |

## Sample Job Titles of MSTM Graduates

Analyst, Associate Product Manager, Business Analyst, Business Intelligence Analyst, Business Solutions Analyst, Client Solutions Specialist, Implementation Specialist, Lead Product Manager, Manufacturing Engineer, Practice Area Assistant, Program/Product Management Engineer, Project Manager, Research Software Engineer, Senior Analyst, Senior Cloud Engineer, Software Engineer, Supply Chain Analyst, Tax Consultant, Technical Proposal Solution Engineer.